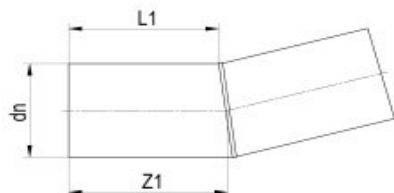


Coudes HDPE lisses, fiche technique

Coudes façonnés en PE-dur, extrémités lisses

Conformes aux normes : EN 12666 - R 592012 - Qplus 11004



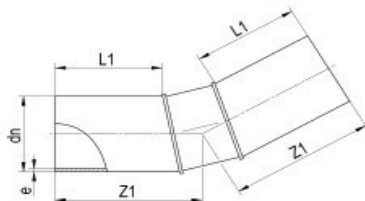
¹ S12,5

Valeurs indicatives, informatives et non contractuelles.

SN2 / SDR33 / S16 - SN4 / S12.5 / SDR26 Couleur noir

15°

dn mm	L1 mm	Z1 mm	Poids kg	Article N°
¹ 110	200.0	207.2	0.470	S16PECL11015
¹ 125	200.0	208.2	0.610	S16PECL12515
¹ 160	200.0	210.5	1.060	S16PECL16015
200	200.0	213.5	1.770	S16PECL20015
250	250.0	266.5	4.200	S16PECL25015
315	250.0	270.7	8.070	S16PECL31515
355	250.0	273.6	10.700	S16PECL35515
400	250.0	276.3	14.000	S16PECL40015
450	250.0	279.6	18.400	S16PECL45015
500	250.0	282.9	26.200	S16PECL50015
630	250.0	291.5	45.800	S16PECL63015



¹ S12,5

Valeurs indicatives, informatives et non contractuelles.

SN2 / SDR33 / S16 - SN4 / S12.5 / SDR26 Couleur noir

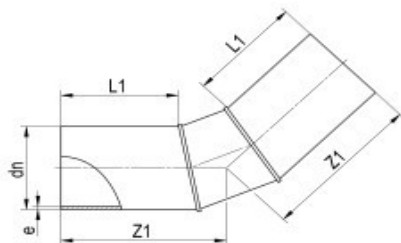
30°

dn mm	L1 mm	Z1 mm	Poids kg	Article N°
¹ 110	200.0	298.8	0.470	S16PECL11030
¹ 125	200.0	305.4	0.610	S16PECL12530
¹ 160	200.0	320.9	1.060	S16PECL16030
200	200.0	338.7	2.250	S16PECL20030
250	300.0	410.8	4.500	S16PECL25030
315	300.0	439.7	8.540	S16PECL31530
355	300.0	457.4	11.300	S16PECL35530
400	300.0	477.4	14.760	S16PECL40030
450	300.0	399.5	19.400	S16PECL45030
500	300.0	521.7	28.000	S16PECL50030
630	300.0	579.3	49.000	S16PECL63030

Coudes HDPE lisses, fiche technique

Coudes façonnés en PE-dur, extrémités lisses

Conformes aux normes : EN 12666 - R 592012 - Qplus 11004



¹ S12,5

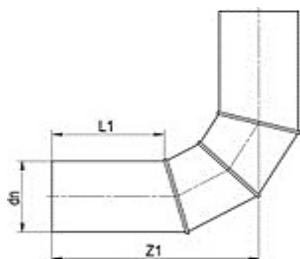


Valeurs indicatives, informatives et non contractuelles.

SN2 / SDR33 / S16 - SN4 / S12.5 / SDR26 Couleur noir

45°

dn mm	L1 mm	Z1 mm	Poids kg	Article N°
¹ 110	200.0	260.0	0.750	S16PECL11045
¹ 125	200.0	265.0	1.000	S16PECL12545
¹ 160	200.0	269.0	1.600	S16PECL16045
200	200.0	180.0	1.740	S16PECL20045
250	300.0	461.6	4.770	S16PECL25045
315	300.0	503.6	9.210	S16PECL31545
355	300.0	529.5	12.400	S16PECL35545
400	300.0	558.6	16.400	S16PECL40045
450	300.0	590.9	21.800	S16PECL45045
500	300.0	623.2	30.700	S16PECL50045
630	300.0	707.3	54.500	S16PECL63045



Valeurs indicatives, informatives et non contractuelles.

SN2 / SDR33 / S16 - SN4 / S12.5 / SDR26 Couleur noir

90°

dn mm	L1 mm	Z1 mm	Poids kg	Article N°
¹ 110	200.0	270.0	0.715	S16PECL11090
¹ 125	200.0	200.0	0.665	S16PECL12590
¹ 160	200.0	340.0	1.200	S16PECL16090
200	200.0	420.0	2.940	S16PECL20090
250	200.0	490.0	4.760	S16PECL25090
315	200.0	540.0	8.560	S16PECL31590
355	200.0	540.0	12.060	S16PECL35590
400	200.0	540.0	15.400	S16PECL40090
450	300.0	750.0	32.300	S16PECL45090
500	300.0	800.0	45.300	S16PECL50090
630	300.0	930.0	83.500	S16PECL69090